



Feature -

multiple keys and poles
interlock and individual lock

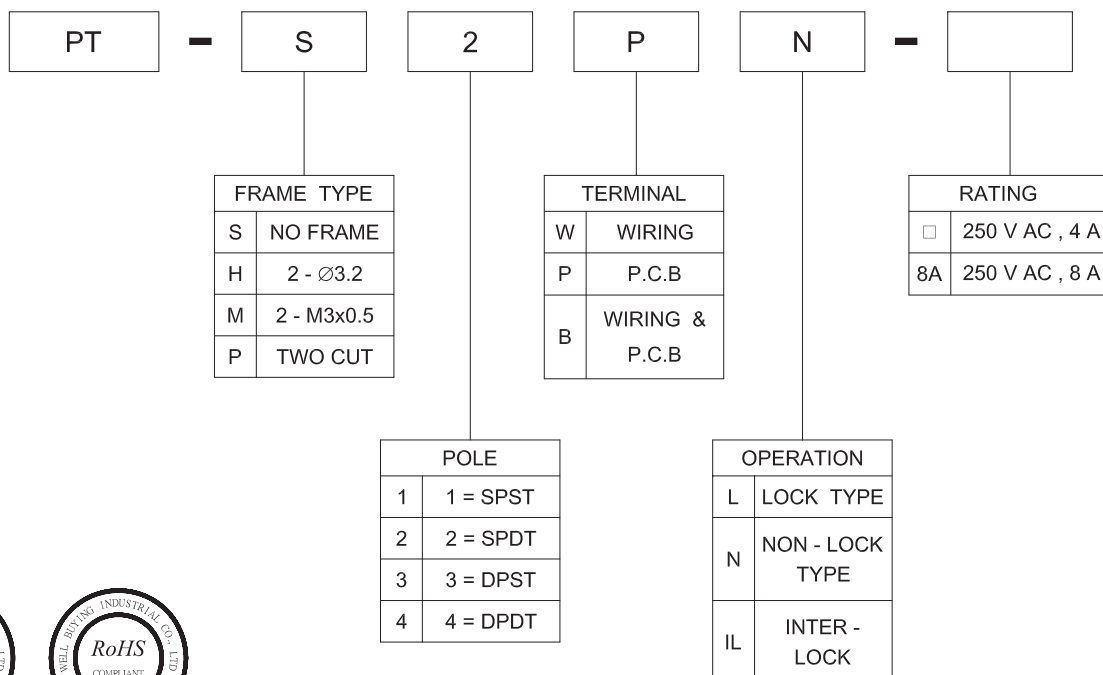
Application -

various switching purpose
in all home electronic equipments
and industrial electronic equipments

► SPECIFICATIONS

SWITCH SPECIFICATIONS	
POLE - POSITION	SPST , SPDT , DPST , DPDT , are Available
CONTACT RATING	250 V AC , 4 A or 250 V AC , 8 A
CONTACT RESISTANCE	100 mΩ MAX. 1.5 V DC ; 100 mA , by Method of Voltage DROP
INSULATION RESISTANCE	500 MΩ MIN. 500 V DC
DIELECTRIC STRENGTH	Breakdown is not Allowable ; 1,000 V AC for 1 Minute
OPERATING FORCE	600 ± 200 gf
OPERATING LIFE	10,000 cycles
OPERATING TEMPERATURE RANGE	-20°C ~ 70°C
TOTAL TRAVEL	TRAVEL : 2.0 ± 0.3 mm TOTAL TRAVEL : 4.5 ± 0.3 mm

► HOW TO ORDER

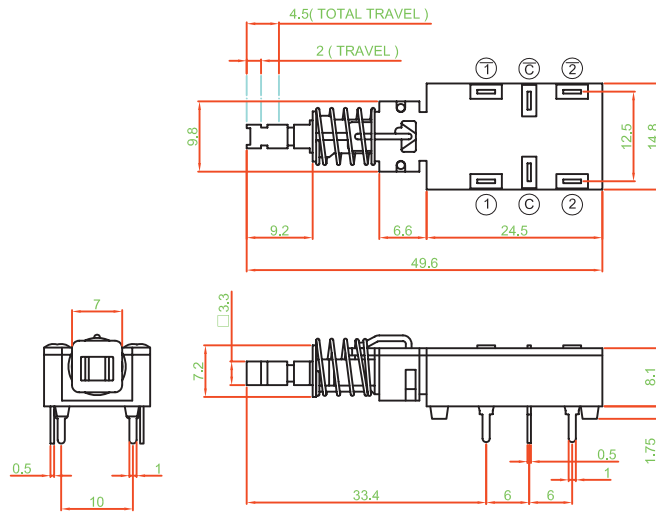


PT SERIES

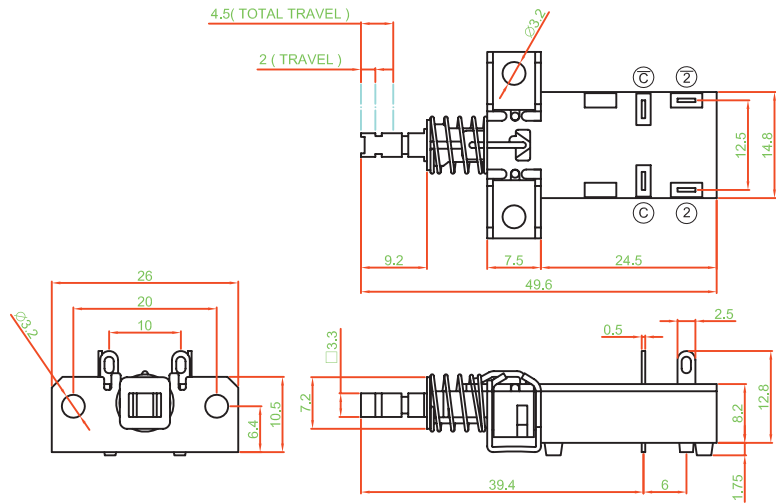
PUSH BUTTON POWER SWITCH

► DIMENSION

PT - S4PL

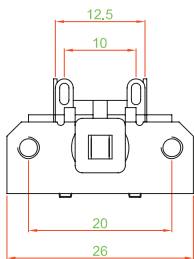


PT - H3WL

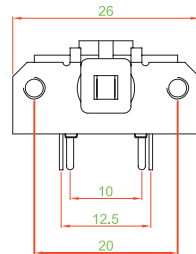


► TERMINAL TYPE

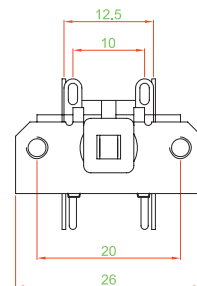
W TYPE (WIRING)



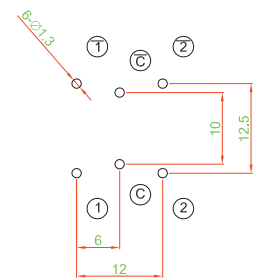
P TYPE (P.C.B)



B TYPE (W & P)

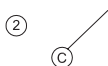


► P.C.B LAYOUT

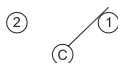


► SCHEMATIC

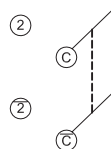
SPST



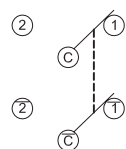
SPDT



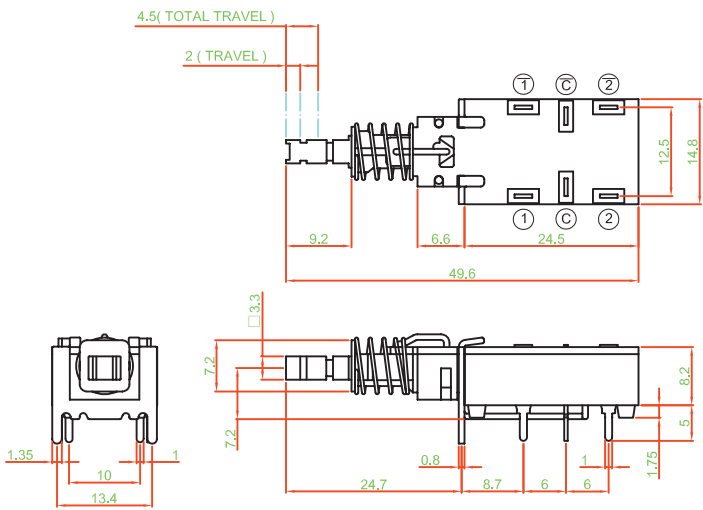
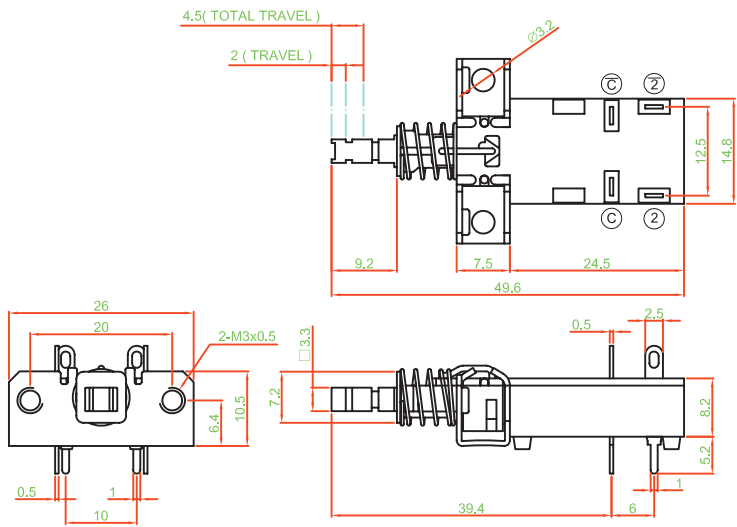
DPST



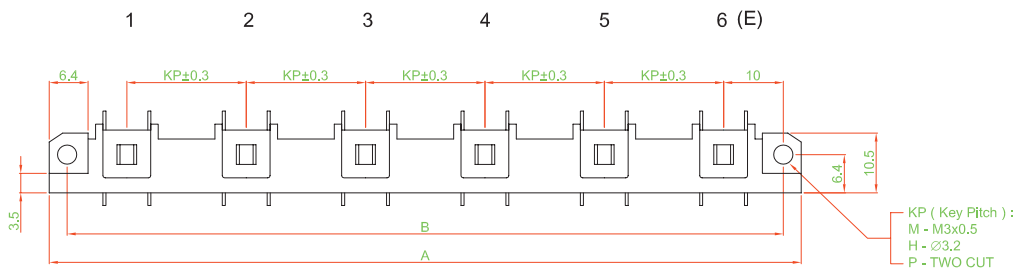
DPDT



▶ DIMENSION



▶ INTER-LOCK & LENGTH



		間距一覽表 (L 尺寸)										單位 : mm	
Pitch	Size	1	2	3	4	5	6	7	8	9	10	11	12
	KP = 15	B	20	35	50	65	80	95	110	125	140	155	170
A		26	41	56	71	86	101	116	131	146	161	176	191
KP = 17.5	B	—	37.5	55	72.5	90	107.5	125	142.5	160	177.5	195	212.5
	A	—	43.5	61	78.5	96	113.5	131	148.5	166	183.5	201	218.5
KP = 20	B	—	40	60	80	100	120	140	160	180	200	220	240
	A	—	46	66	86	106	126	146	166	186	206	226	246